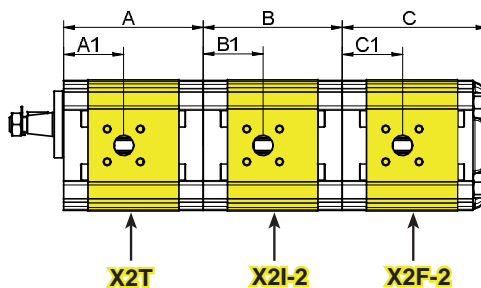
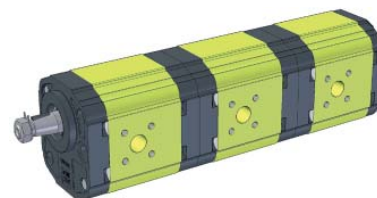
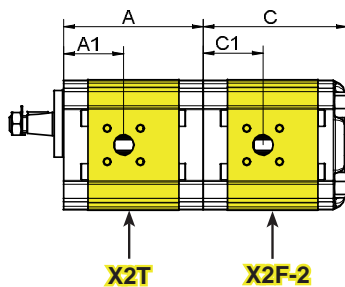
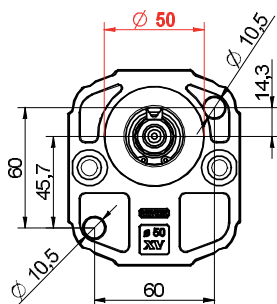


MULTIPLE PUMP XV-2

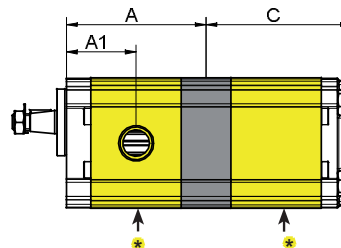
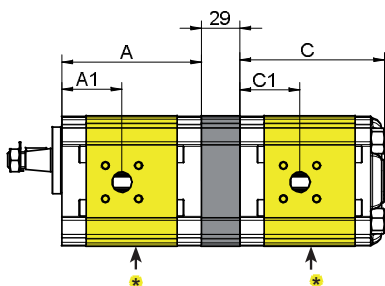
ø 50 "BH" Body-Shaped FLANGE

XV-2



SEPARATED STAGES

SINGLE INLET



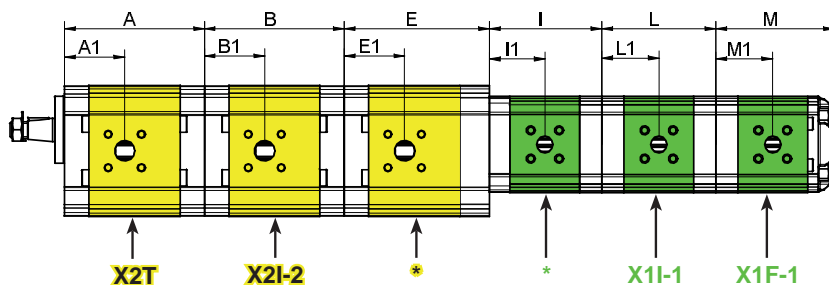
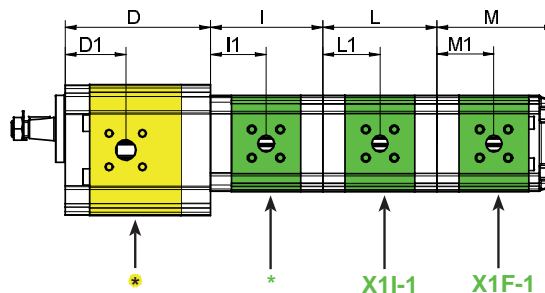
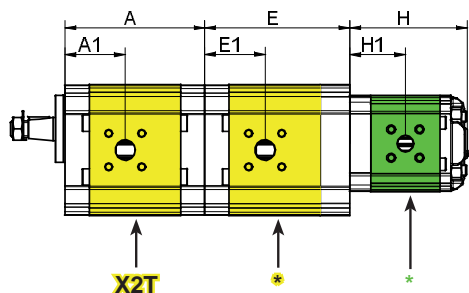
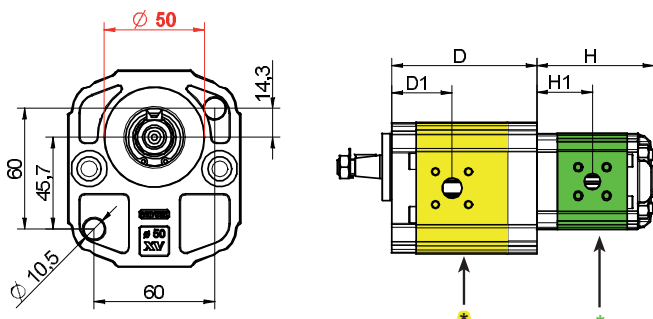
* = SPECIAL ELEMENT, please contact our customer service for details.

TYPE	Displacement cc/rev	A mm	A1 mm	B mm	B1 mm	C mm	C1 mm	P1 bar	P3 bar	Min speed rpm	Max speed rpm
XV-2 / 4	4,20	83,4	38,6	83,4	38,6	87,2	38,6	260	300	700	4000
XV-2 / 6	6,00	86,4	38,6	86,4	38,6	90,2	38,6	260	300	700	3500
XV-2 / 9	8,40	90,4	40,6	90,4	40,6	94,2	40,6	260	300	700	3500
XV-2 / 11	10,80	94,4	45	94,4	45	98,2	45	260	300	700	3500
XV-2 / 14	14,40	100,4	45	100,4	45	104,2	45	250	290	700	3500
XV-2 / 17	16,80	104,4	45	104,4	45	108,2	45	230	270	700	3500
XV-2 / 19	19,20	108,4	45	108,4	45	112,2	45	210	250	700	3000
XV-2 / 22	22,80	114,4	52,5	114,4	52,5	118,2	52,5	200	240	700	3000
XV-2 / 26	26,20	118,4	52,5	118,4	52,5	122,2	52,5	170	210	700	3000
XV-2 / 30	30,00	126,4	60,7	126,4	60,7	130,2	60,7	160	200	700	2500
XV-2 / 34	34,20	133,4	60,7	133,4	60,7	137,2	60,7	150	190	700	2500
XV-2 / 40	39,60	142,4	60,7	142,4	60,7	146,2	60,7	140	180	700	2000

MULTIPLE PUMP XV-2

ø 50 "BH" Body-Shaped FLANGE

XV-2



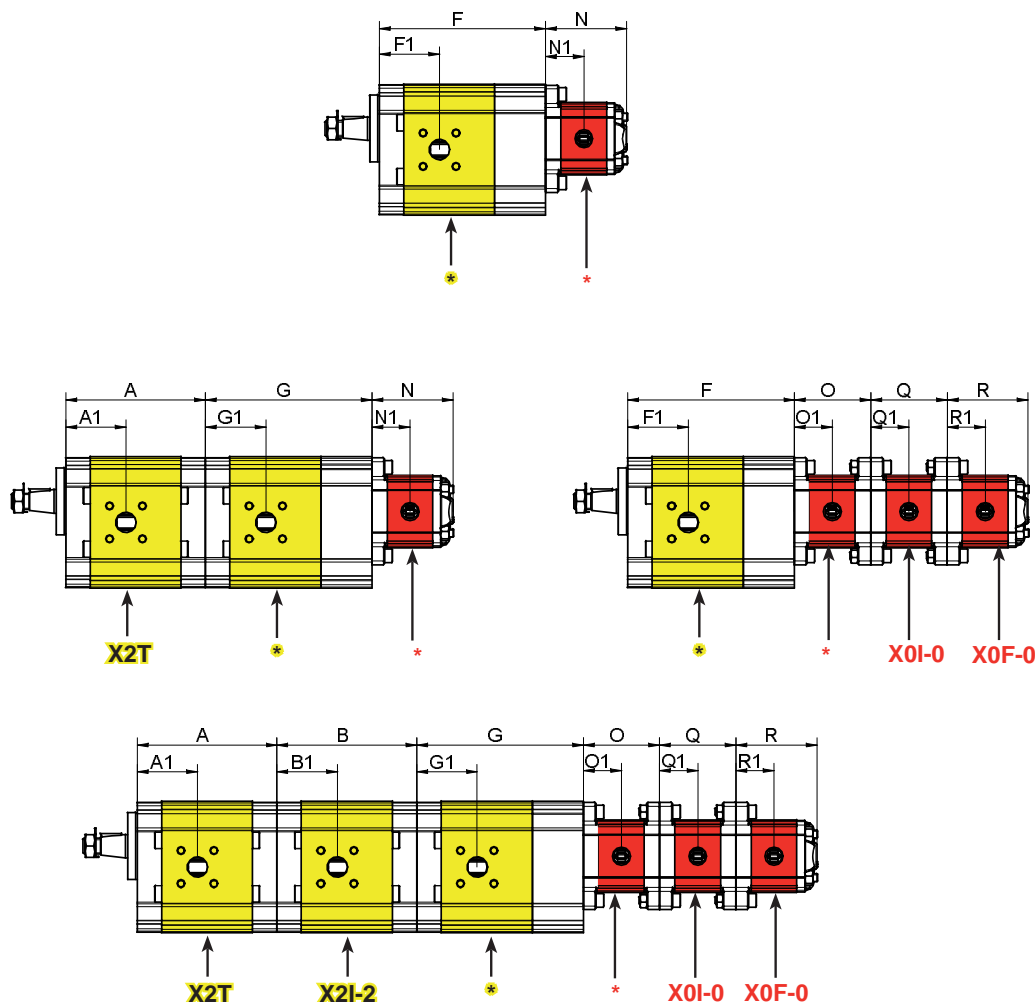
* = SPECIAL ELEMENT, please contact our customer service for details.

TYPE	Displacem cc/rev	A mm	A1 mm	B mm	B1 mm	C mm	C1 mm	D mm	D1 mm	E mm	E1 mm	F mm	F1 mm	G mm	G1 mm	P1 bar	P3 bar	Min speed rpm	Max speed rpm
XV-2 / 4	4,20	83,4	38,6	83,4	38,6	87,2	38,6	87,2	41,7	87,2	41,7	103,2	41,7	103,2	41,7	260	300	700	4000
XV-2 / 6	6,00	86,4	38,6	86,4	38,6	90,2	38,6	90,2	43,2	90,2	43,2	106,2	43,2	106,2	43,2	260	300	700	3500
XV-2 / 9	8,40	90,4	40,6	90,4	40,6	94,2	40,6	94,2	45,2	94,2	45,2	110,2	45,2	110,2	45,2	260	300	700	3500
XV-2 / 11	10,80	94,4	45	94,4	45	98,2	45	98,2	47,2	98,2	47,2	114,2	47,2	114,2	47,2	260	300	700	3500
XV-2 / 14	14,40	100,4	45	100,4	45	104,2	45	104,2	50,2	104,2	50,2	120,2	50,2	120,2	50,2	250	290	700	3500
XV-2 / 17	16,80	104,4	45	104,4	45	108,2	45	108,2	52,2	108,2	52,2	124,2	52,2	124,2	52,2	230	270	700	3500
XV-2 / 19	19,20	108,4	45	108,4	45	112,2	45	112,2	54,2	112,2	54,2	128,2	54,2	128,2	54,2	210	250	700	3000
XV-2 / 22	22,80	114,4	52,5	114,4	52,5	118,2	52,5	118,2	57,2	118,2	57,2	134,2	57,2	134,2	57,2	200	240	700	3000
XV-2 / 26	26,20	118,4	52,5	118,4	52,5	122,2	52,5	122,2	59,2	122,2	59,2	138,2	59,2	138,2	59,2	170	210	700	3000
XV-2 / 30	30,00	126,4	60,7	126,4	60,7	130,2	60,7	130,2	63,2	130,2	63,2	146,2	63,2	146,2	63,2	160	200	700	2500
XV-2 / 34	34,20	133,4	60,7	133,4	60,7	137,2	60,7	137,2	66,7	137,2	66,7	153,2	66,7	153,2	66,7	150	190	700	2500
XV-2 / 40	39,60	142,4	60,7	142,4	60,7	146,2	60,7	146,2	71,2	146,2	71,2	162,2	71,2	162,2	71,2	140	180	700	2000

MULTIPLE PUMP XV-2

ø 50 "BH" Body-Shaped FLANGE

XV-2

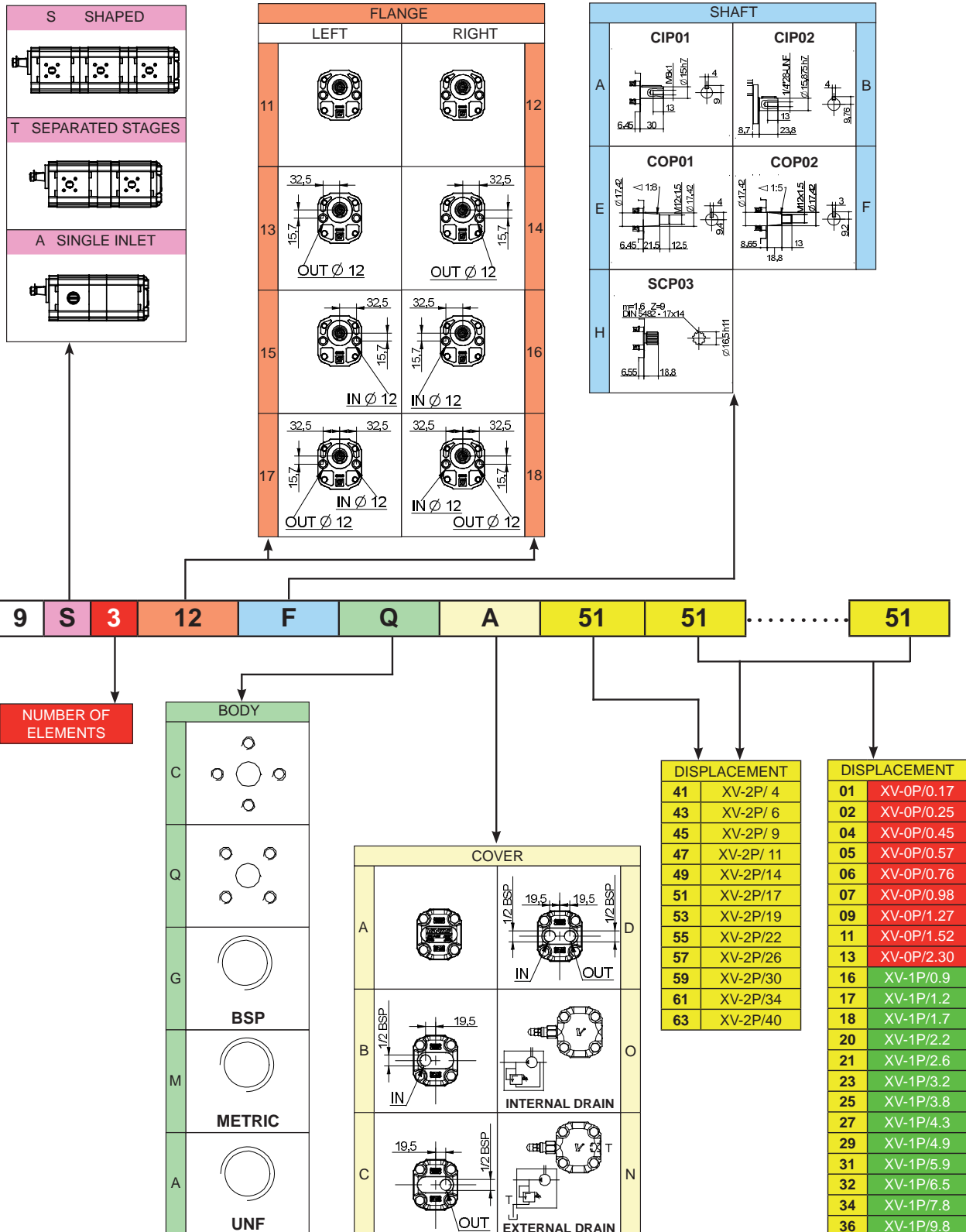


TYPE	Displacement cc/rev	H mm	H1 mm	I mm	I1 mm	L mm	L1 mm	M mm	M1 mm	P1 bar	P3 bar	Min speed rpm	Max speed rpm
XV-1 / 0,9	0,91	77	36,3	73,5	36,3	74,5	37,3	78	37,3	240	280	700	6000
XV-1 / 1,2	1,17	78	36,8	74,5	36,8	75,5	37,8	79	37,8	250	290	700	6000
XV-1 / 1,7	1,56	79,5	37,5	76	37,5	77	38,5	80,5	38,5	250	290	700	6000
XV-1 / 2,2	2,08	81,5	38,5	78	38,5	79	39,5	82,5	39,5	250	290	700	6000
XV-1 / 2,6	2,60	83,5	39,5	80	39,5	81	40,5	84,5	40,5	250	300	700	6000
XV-1 / 3,2	3,12	85,5	40,5	82	40,5	83	41,5	86	41,5	250	300	700	6000
XV-1 / 3,8	3,64	87,5	41,5	84	41,5	85	42,5	88,5	42,5	250	300	700	6000
XV-1 / 4,3	4,26	89,5	42,5	86	42,5	87	43,5	90,5	43,5	250	300	700	6000
XV-1 / 4,9	4,94	92,5	44	89	44	90	45	93,5	45	250	300	700	6000
XV-1 / 5,9	5,85	96	45,8	92,5	45,8	93,5	46,8	97	46,8	250	300	700	5000
XV-1 / 6,5	6,50	98,5	47	95	47	96	48	99,5	48	250	300	700	5000
XV-1 / 7,8	7,54	102,5	49	99	49	100	50	103,5	50	220	260	700	5000
XV-1 / 9,8	9,88	111,5	53,5	108	53,5	109	54,5	112,5	54,5	190	230	700	4000

TYPE	Displacem. cc/rev	N mm	N1 mm	O mm	O1 mm	Q mm	Q1 mm	R mm	R1 mm	P1 bar	P3 bar	Min speed rpm	Max speed rpm
XV-0 / 0,17	0,16	55,8	26,2	52,3	26,2	52,3	26,2	55,8	26,2	220	260	700	9000
XV-0 / 0,25	0,24	56,4	26,5	52,9	26,5	52,9	26,5	56,4	26,5	220	260	700	9000
XV-0 / 0,45	0,45	58	27,3	54,5	27,3	54,5	27,3	58	27,3	220	280	700	9000
XV-0 / 0,57	0,56	59	27,8	55,5	27,8	55,5	27,8	59	27,8	220	280	700	9000
XV-0 / 0,76	0,75	60,5	28,5	57	28,5	57	28,5	60,5	28,5	220	280	700	9000
XV-0 / 0,98	0,92	62	29,3	58,5	29,3	58,5	29,3	62	29,3	220	280	700	6000
XV-0 / 1,27	1,26	64,5	30,5	61	30,5	61	30,5	64,5	30,5	220	280	700	6000
XV-0 / 1,52	1,48	66,5	31,5	63	31,5	63	31,5	66,5	31,5	220	280	700	6000
XV-0 / 2,30	2,28	72,5	34,5	69	34,5	69	34,5	72,5	34,5	220	210	700	5000

MULTIPLE PUMP XV-2
ø 50 "BH" Body-Shaped FLANGE

XV-2



MULTIPLE PUMPS – SINGLE ELEMENTS

DISPLACEMENT, PRESSURES AND SPEED

	Type	Displacement	Max Pressure	Min speed	Max Speed
XV-0P	XV-0P/0.17	0.16 cm ³ /giro	260 bar	700 giri/min	9000 giri/min
	XV-0P/0.25	0.24 cm ³ /giro	260 bar	700 giri/min	9000 giri/min
	XV-0P/0.45	0.45 cm ³ /giro	280 bar	700 giri/min	9000 giri/min
	XV-0P/0.57	0.56 cm ³ /giro	280 bar	700 giri/min	9000 giri/min
	XV-0P/0.76	0.75 cm ³ /giro	280 bar	700 giri/min	9000 giri/min
	XV-0P/0.98	0.92 cm ³ /giro	280 bar	700 giri/min	6000 giri/min
	XV-0P/1.27	1.26 cm ³ /giro	280 bar	700 giri/min	6000 giri/min
	XV-0P/1.52	1.48 cm ³ /giro	280 bar	700 giri/min	6000 giri/min
XV-1P	XV-1P/2.30	2.28 cm ³ /giro	210 bar	700 giri/min	5000 giri/min
	XV-1P/0.9	0.91 cm ³ /giro	280 bar	700 giri/min	6000 giri/min
	XV-1P/1.2	1.17 cm ³ /giro	290 bar	700 giri/min	6000 giri/min
	XV-1P/1.7	1.56 cm ³ /giro	290 bar	700 giri/min	6000 giri/min
	XV-1P/2.2	2.08 cm ³ /giro	290 bar	700 giri/min	6000 giri/min
	XV-1P/2.6	2.60 cm ³ /giro	300 bar	700 giri/min	6000 giri/min
	XV-1P/3.2	3.12 cm ³ /giro	300 bar	700 giri/min	6000 giri/min
	XV-1P/3.8	3.64 cm ³ /giro	300 bar	700 giri/min	6000 giri/min
	XV-1P/4.3	4.16 cm ³ /giro	300 bar	700 giri/min	6000 giri/min
	XV-1P/4.9	4.94 cm ³ /giro	300 bar	700 giri/min	6000 giri/min
	XV-1P/5.9	5.85 cm ³ /giro	300 bar	700 giri/min	5000 giri/min
	XV-1P/6.5	6.50 cm ³ /giro	300 bar	700 giri/min	5000 giri/min
	XV-1P/7.8	7.54 cm ³ /giro	260 bar	700 giri/min	5000 giri/min
XV-1P/9.8	9.88 cm ³ /giro	230 bar	700 giri/min	4000 giri/min	
XV-2P	XV-2P/4	4.2 cm ³ /giro	300 bar	700 giri/min	3500 giri/min
	XV-2P/6	6.0 cm ³ /giro	300 bar	700 giri/min	3500 giri/min
	XV-2P/9	8.4 cm ³ /giro	300 bar	700 giri/min	3500 giri/min
	XV-2P/11	10.8 cm ³ /giro	300 bar	700 giri/min	3500 giri/min
	XV-2P/14	14.4 cm ³ /giro	290 bar	700 giri/min	3500 giri/min
	XV-2P/17	16.8 cm ³ /giro	270 bar	700 giri/min	3500 giri/min
	XV-2P/19	19.2 cm ³ /giro	250 bar	700 giri/min	3000 giri/min
	XV-2P/22	22.8 cm ³ /giro	240 bar	700 giri/min	3000 giri/min
	XV-2P/26	26.2 cm ³ /giro	210 bar	700 giri/min	3000 giri/min
	XV-2P/30	30.0 cm ³ /giro	200 bar	700 giri/min	2500 giri/min
	XV-2P/34	34.2 cm ³ /giro	190 bar	700 giri/min	2500 giri/min
XV-3P	XV-2P/40	39.6 cm ³ /giro	180 bar	700 giri/min	2000 giri/min
	XV-3P/15	14.89 cm ³ /giro	320 bar	700 giri/min	3000 giri/min
	XV-3P/18	17.37 cm ³ /giro	320 bar	700 giri/min	3000 giri/min
	XV-3P/21	21.10 cm ³ /giro	300 bar	700 giri/min	3000 giri/min
	XV-3P/27	26.97 cm ³ /giro	270 bar	700 giri/min	3000 giri/min
	XV-3P/32	32.27 cm ³ /giro	270 bar	700 giri/min	3000 giri/min
	XV-3P/38	38.47 cm ³ /giro	270 bar	700 giri/min	2800 giri/min
	XV-3P/43	43.44 cm ³ /giro	250 bar	700 giri/min	2800 giri/min
	XV-3P/47	47.16 cm ³ /giro	250 bar	700 giri/min	2800 giri/min
	XV-3P/51	50.88 cm ³ /giro	250 bar	700 giri/min	2800 giri/min
	XV-3P/54	54.60 cm ³ /giro	250 bar	700 giri/min	2300 giri/min
	XV-3P/61	60.81 cm ³ /giro	220 bar	700 giri/min	2300 giri/min
	XV-3P/64	64.53 cm ³ /giro	220 bar	700 giri/min	2300 giri/min
	XV-3P/70	70.74 cm ³ /giro	210 bar	700 giri/min	2300 giri/min
	XV-3P/74	74.46 cm ³ /giro	190 bar	700 giri/min	2300 giri/min
	XV-3P/90	86.87 cm ³ /giro	160 bar	700 giri/min	2300 giri/min

MULTIPLE PUMPS – SINGLE ELEMENTS

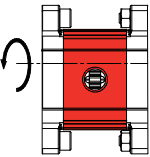
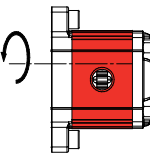
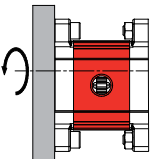
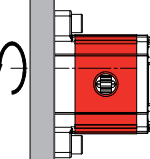
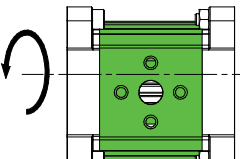
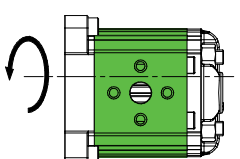
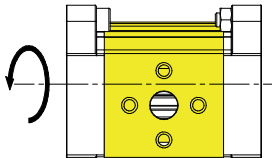
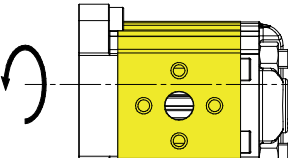
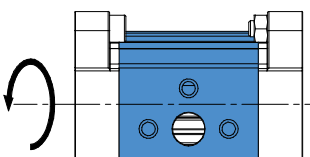
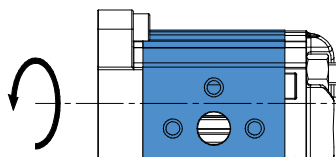
The recommended values are summarized in the following tables:

TORQUES ALLOWED ON DRIVING PUMP SHAFT:

	SHAFT [IDENTIFIER] - CODE - DESCRIPTION	T Max [Nm]
XV-0P	[A] - CI001 - Parallel \varnothing 7 - M 7x1 - key thk sp.2	2.1
	[B] - CF001 - Milled shank \varnothing 7 - sp. 5	9,2
	[F] - CF005 - Milled shank \varnothing 7 - sp.4,5 L = 9	8.4
XV-1P	[A] - CI001 - Parallel \varnothing 12 - M10x1 - key thk. 3	25,8
	[B] - CI002 - Parallel \varnothing 12.7 - key thk. 3.2 (SAE)	32,8
	[C] - CF001 - Milled shank \varnothing 10 - thk.5 ("BH" Standard German)	13,8
	[D] - CF002 - Milled shank \varnothing 10 - thk.5	13,8
	[E] - CF003 - Milled shank \varnothing 11 - thk.6.63 (SAE)	25,8
	[F] - CO001 - Tapered 1:8 - \varnothing 10 - M7x1 - key thk.2.4	43.1
	[G] - CO002 - Tapered 1:8 - \varnothing 14 - M10x1 - key thk.3	119,8
	[I] - CO004 - Tapered 1:8 - \varnothing 12.7 - 5/16" 24UNF-2A - key thk.3.2 (SAE)	90,4
	[J] - SCF04 - Splined \varnothing 11.7 - z=6, H=17.5, m=1.6, DIN 5482 12x9	22,6
	[K] - SCF05 - Splined \varnothing 12.344, z=9, H=19, SAE J498 9T 20/40DB	32,2
	[L] - SCF02 - Splined \varnothing 11.9, z=15, H=17.5, m=0.75	42,8
	[O] - CO002+HK - Tapered 1:8 - \varnothing 14 - M10x1, HK 14-12, key thk.3	119,8
	[P] - CI001+HK - Parallel \varnothing 12 - M10x1 with bearing HK 14-12 - key thk.3	25,8
	[Q] - SCF01 - Splined \varnothing 11.9, z=15, H=9, m=0.75	42,8
[R] - SCF03 - Splined \varnothing 11.9, z=15, H=9, m=0.75	42,8	
XV-2P	[A] - CI001 - Parallel \varnothing 15 - M6x1 - key thk.4	44.1
	[B] - CI002 - Parallel \varnothing 15.875 – 1/4"28-UNF key thk.4 (SAE A)	67.5
	[C] - CF001 - Miled shank \varnothing 15 - thk.8 ("BH" Standard German)	60.5
	[E] - CO001 - Tapered 1:8 - \varnothing 17,4 - M12x1,5 - key thk.4	233.2
	[F] - CO002 - Tapered 1:5 - \varnothing 17,4 - M12x1,5 - key thk.3	233.2
	[G] - SCF02 - Splined \varnothing 16,5 - z=9, H=13, m=1.6 DIN 5482 17x14	86.1
	[H] - SCF03 - Splined \varnothing 16.5 - z=9, H=18,8, m=1,6 DIN 5482 17x14	86.1
	[I] - SCF04 - Splined \varnothing 15.456 z=9, H=22.5, SAE J498 9T 16/32DP	67.1
	[K] - SCF05 - Splined \varnothing 16.5 z=9 H=8,1 m=1.6 DIN 5482 17x14	86.2
	[L] - SCF01- Splined \varnothing 16.5 z=9 H=9,2 m=1.6 DIN 5482 17x14	86.2
	[M] - CO001 - Tapered 1:8 - \varnothing 17,4 - M12x1,5 - key thk.3,2	233.2
XV-3P	[A] - CO001 - Tapered 1:8 - \varnothing 22 – M14x1.5 - key thk.4	482
	[B] - CI001 - Parallel \varnothing 20 - M8 - key thk.5	181
	[C] - SCF03 - Splined \varnothing 21.5, z=13, H=25, m=1,6	223
	[H] - CI004 - Parallel \varnothing 22.225– 1/4"28-UNF key thk.6.35 (SAE B)	180
	[I] - SCF04 - Splined \varnothing 21.8059, z=13, H=25, SAE J498 9T 16/32DP	264

MULTIPLE PUMPS – SINGLE ELEMENTS

TORQUES ALLOWED ON FINAL AND INTERMEDIATE PUMP SHAFT:

Composition	Intermediate Pump Couple	Final Pump Couple
	T_{int}	T_{fin}
0P + 0P	 3,7 Nm	 3,7 Nm
1P + 0P 2P + 0P 3P + 0P	 2,1 Nm	 2,1 Nm
1P + 1P 2P + 1P 3P + 1P	 42,8 Nm	 42,8 Nm
2P + 2P 3P + 3P	 86,2 Nm	 86,2 Nm
3P + 3P	 332 Nm	 332 Nm